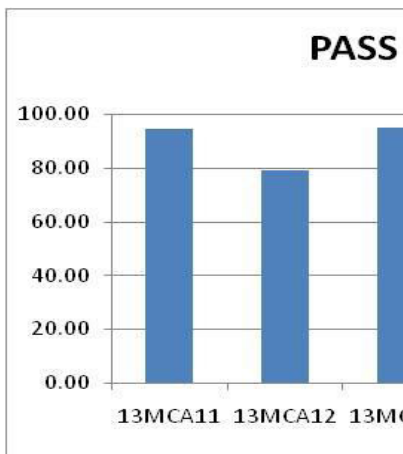




**East West Institute of Technology, Bangalore-91
HODs' File (Annexure 11)**

**Department of MCA
Result Analysis for the Academic Year ODD Sem 2013-2014**

SEMESTER	Total no. of Students	No. of Abs	No. of Students Appeared	No of Students Passed					
				FCD	FC	SC	TOTAL PASS	FAIL	
1	19	0	19	10	2	0	12	7	
Details	1	2	3	4	5				
	C	D.M	Compter Organization	unix programming	Web programming				
	13MCA11	13MCA12	13MCA13	13MCA14	13MCA15				
	Suneetha. L	Veena	Nagalambi ka	Praveen	Deepika				
	FCD	2	2	1	8	6			
	FC	14	8	5	6	9			
SC	2	5	12	5	3				
PASS	18	15	18	19	18				
TOTAL	18	15	18	19	18				
FAIL	1	4	1	0	1				
ABS	0	0	0	0	0				
PASS %	94.73	79.00	95.00	100.00	95.00				

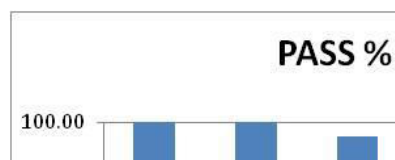


Toppers List

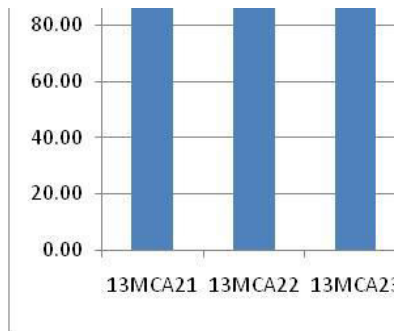
SL NO	USN	NAME	MARKS
1	1EW13MCA16	Rekha M.U	810
2	1EW13MCA10	Lusi Sardar	796
3	1EW13MCA05	Deepthi M	793

**Department of MCA
Result Analysis for the Academic Year EVEN Sem 2013-2014**

SEMESTER	Total no. of Students	No. of Abs	No. of Students Appeared	No of Students Passed				
				FCD	FC	SC	TOTAL PASS	FAIL
2	19	0	19	13	4	0	17	2
Details	1	2	3	4	5			
	D.S	C++	O.S	S.P	DBMS			
	13MCA21	13MCA22	13MCA23	13MCA24	13MCA25			
	Nagalambi ka	Praveen	Rajashree	kaalidoss	Sunitha			
	FCD	2	2	1	8	6		
FC	14	8	5	6	9			
SC	2	5	12	5	3			
PASS	18	15	18	19	18			
TOTAL	18	15	18	19	18			
FAIL	1	4	1	0	1			
ABS	0	0	0	0	0			
PASS %	94.73	79.00	95.00	100.00	95.00			



FCD	6	3	6	2	2
FC	7	12	10	7	13
SC	6	4	2	9	4
PASS	19	19	18	18	19
TOTAL	19	19	18	18	19
FAIL	0	0	1	1	0
ABS	0	0	0	0	0
PASS %	100.00	100.00	95.00	95.00	100.00

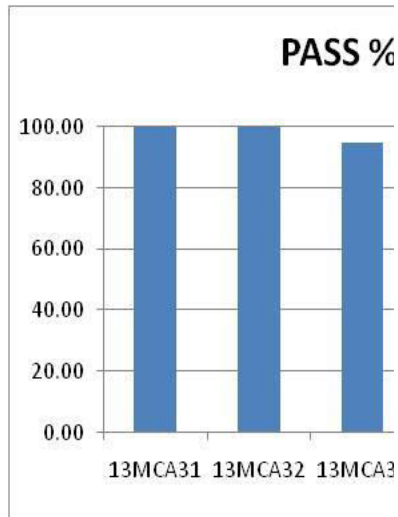


Toppers List

SL NO	USN	NAME	MARKS
1	1EW13MCA16	Rekha M U	837
2	1EW13MCA13	Pavithra N	827
3	1EW13MCA05	Deepthi M	807

Department of MCA Result Analysis for the Academic Year ODD Sem 2014-2015

SEMESTER	Total no. of Students	No. of Abs	No. of Students Appeared	No of Students Passed				
				FCD	FC	SC	TOTAL PASS	FAIL
3	19	0	19	11	5	0	16	3
Details	1	2	3	4	5			
	C.N	Java	S.E	C.G	Unix(EL)			
	13MCA31	13MCA32	13MCA33	13MCA34	13MCA35			
	kaalidoss	Nagalambika	Praveen.K	Nagaveni	Revathi			
FCD	4	7	4	6	8			
FC	11	7	7	9	3			
SC	4	5	7	1	7			
PASS	19	19	18	16	18			
TOTAL	19	19	18	16	18			
FAIL	0	0	1	3	1			
ABS	0	0	0	0	0			
PASS %	100	100	95	84	95			



Toppers List

SL NO	USN	NAME	MARKS	%
1	1EW13MCA16	Rekha M U	851	80.00

2	1EW13MCA13	Pavithra N	836	79.00
3	1EW13MCA05	Deepthi M	828	75.00

Department of MCA
Result Analysis for the Academic Year EVEN SEM 2014-2015

SEMESTER	Total no. of Students	No. of Abs	No. of Students Appeared	No of Students Passed					
				FCD	FC	SC	TOTAL PASS	FAIL	
4	20	0	20	15	2	0	17	3	
Details	1	2	3	4	5				
	13MCA41	13MCA42	13MCA44 2	13MCA43	13MCA45 5				
	kaalidoss	Suneetha	Praveen.K	Revathi	Shailesh Prasad				
	3	8	1	5	17				
	FCD	10	9	14	10	2			
	FC	5	2	4	5	0			
SC	18	19	19	20	19				
PASS	18	19	19	20	19				
TOTAL	2	1	1	0	1				
FAIL	2	1	1	0	1				
ABS	0	0	0	0	0				
PASS %	90.00	95.00	95.00	100.00	95.00				

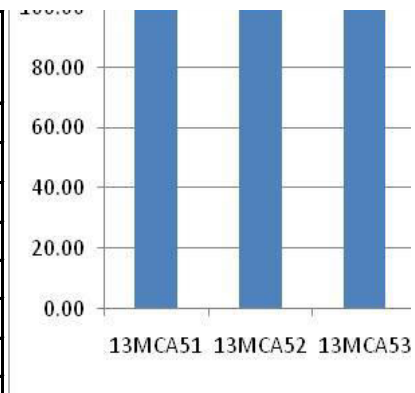
Toppers List

SL NO	USN	NAME	MARKS	%
1	1EW13MCA13	Pavithra N	845	80.48%
2	1EW13MCA10	Lusi sarda	840	80.00%
3	1EW13MCA16	Rekha M U	835	79.52%

Department of MCA
Result Analysis for the Academic Year ODD SEM 2015-2016

SEMESTER	Total no. of Students	No. of Abs	No. of Students Appeared	No of Students Passed				
				FCD	FC	SC	TOTAL PASS	FAIL
5	20	0	20	11	8	0	19	1
Details	1	2	3	4	5			
	13MCA51	13MCA52	13MCA53	13MCA54 1	13MCA55 6			

	Nagalambika/Praveen	Nagalambika	Praveen.K	Sharada.K.A	Laxmi.N
FCD	7	13	4	4	7
FC	8	1	10	9	10
SC	5	6	6	6	3
PASS	20	20	20	19	20
TOTAL	20	20	20	19	20
FAIL	0	0	0	1	0
ABS	0	0	0	0	0
PASS %	100	100	100	95.00	100

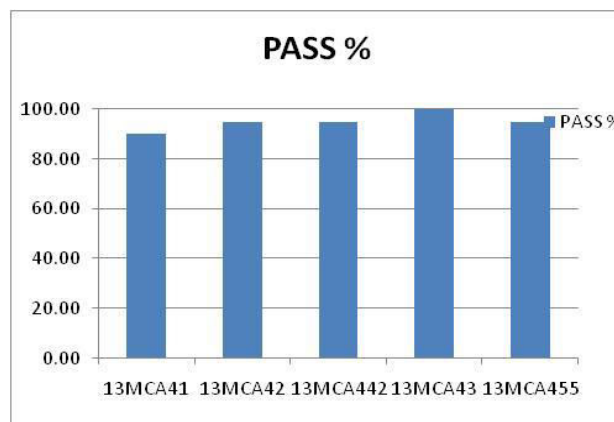


Toppers List

SL NO	USN	NAME	MARKS	%
1	1EW13MCA05	Deepthi M	824	78.48%
2	1EW13MCA07	Indu Yada	804	76.57%
3	1EW13MCA16	Rekha M U	793	75.52%

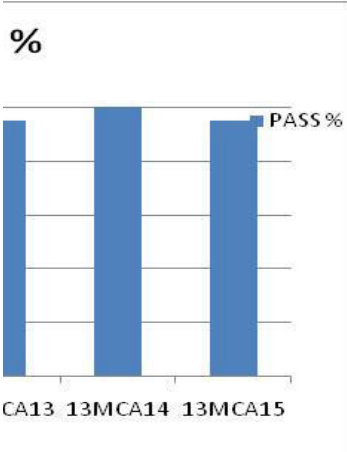
Result Analysis for the Academic Year EVEN SEM 2015-2016

SEMESTER	Total no. of Students	No. of Abs	No. of Students Appeared	No of Students Passed				
				FCD	FC	SC	TOTAL PASS	FAIL
6	20	0	20	20	0	0	20	0
Details	1							
	PROJECT WORK							
	13MCA61							
FCD	20							
FC	0							
SC	0							
PASS	20							
TOTAL	20							
FAIL	0							
ABS	0							
PASS %	100							



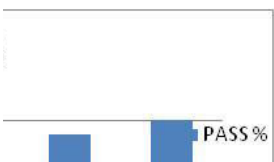


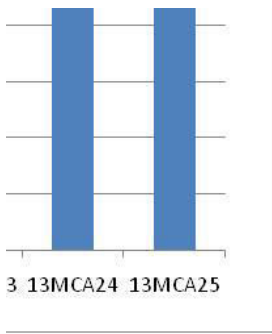
TOTAL	Overall Pass %
12	58%



%
77%
76%
76%

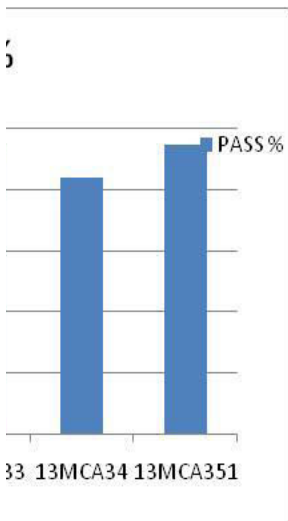
TOTAL	Overall Pass %
17	94.73%



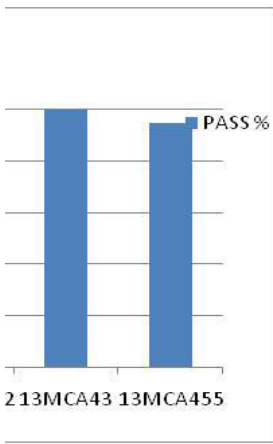


%
79.71%
78.76%
76.86%

TOTAL	Overall Pass %
19	84.21%

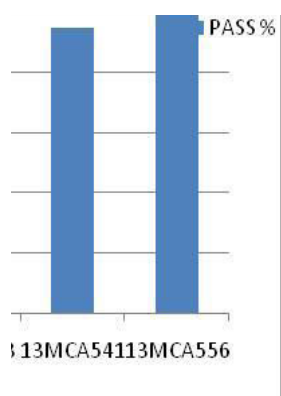


	Overall Pass %
TOTAL	
20	85.00%



	Overall Pass %
TOTAL	
20	85.00%





	Overall Pass %
TOTAL	100%
20	100%